

# Maximize your time at MEBAA Show 2024



## 1 Update your profile

Make the best first impression with a profile picture and powerful headline.

### NAVIGATION

Edit Profile

Manage My Availability

Account Settings

MORE

## 2 Manage your availability

Prevent unnecessary rescheduling and meeting conflicts.

### Range of daily availability ?

All times shown in Event Local Time

00:00 to 24:00

### Event Days

Edit Availability

Monday - April

Done

Select the times that you are unavailable on this day

from 11:00 to 12:00

from Select to Select

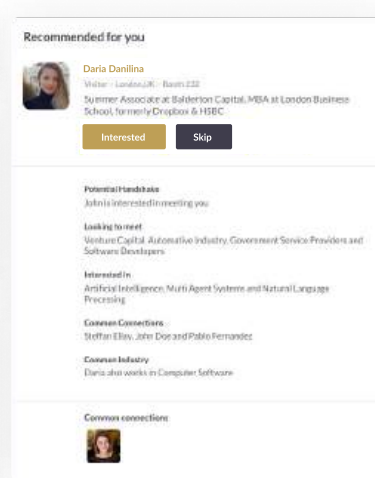
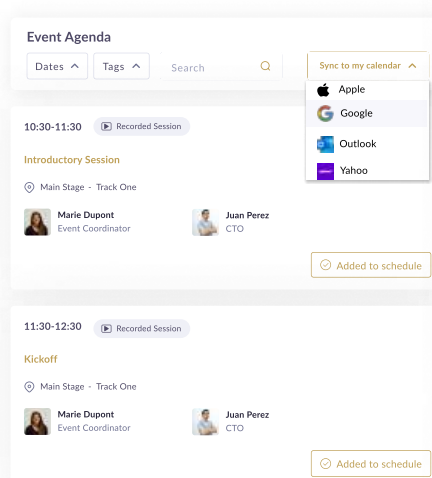
Tuesday - April

## 3 Build your event experience

- Expand your network by reviewing your AI-powered recommendations and exploring profile lists. Connect by sending meeting invites or showing interest in profiles.
- Explore the agenda to further customize your event experience

### PRO TIP

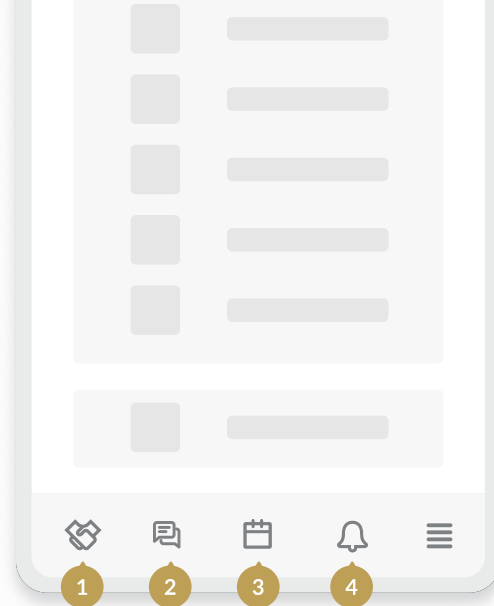
Subscribe to your calendar to add confirmed meetings and bookmarked sessions to your calendar



Images above are mockups for illustrative purposes. Actual event platform appearance may vary. We've carefully crafted this guide to help you harness the full potential of our event platform to prepare for MEBAA Show 2024. Scan the QR code or [click here](#) for more in-depth resources.




# The MEBAA Show 2024 Mobile App



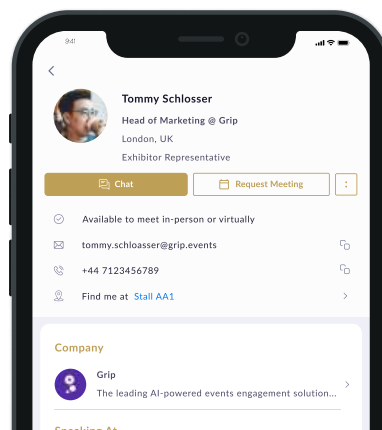
## 1 Discover MEBAA Show 2024

Your central hub for MEBAA Show 2024 . Access essential information and personalized content.



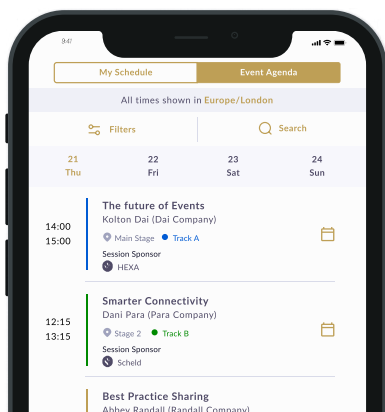
## 2 Chat with connections

Ensure you've made a connection or confirmed a meeting to initiate chats.



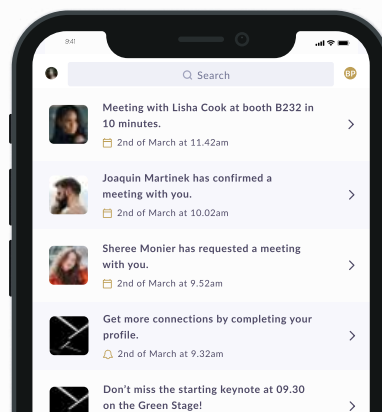
## 3 Follow your schedule

Keep track of your day. Note: Adding sessions to your schedule doesn't reserve seats—arrive early!



## 4 Get notified

Never miss an update or opportunity! Turn on your notifications to be reminded of meetings and to receive event updates.



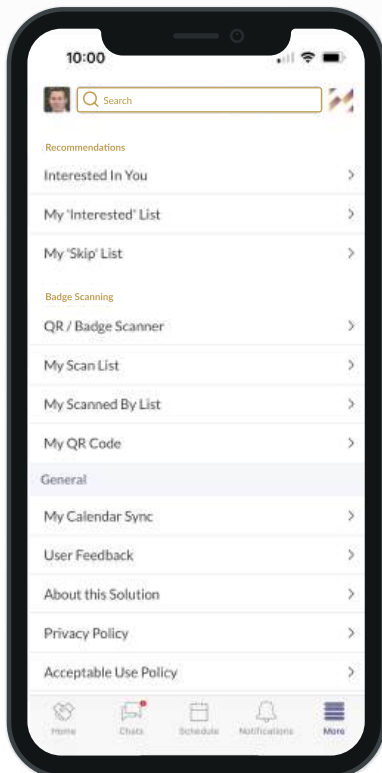
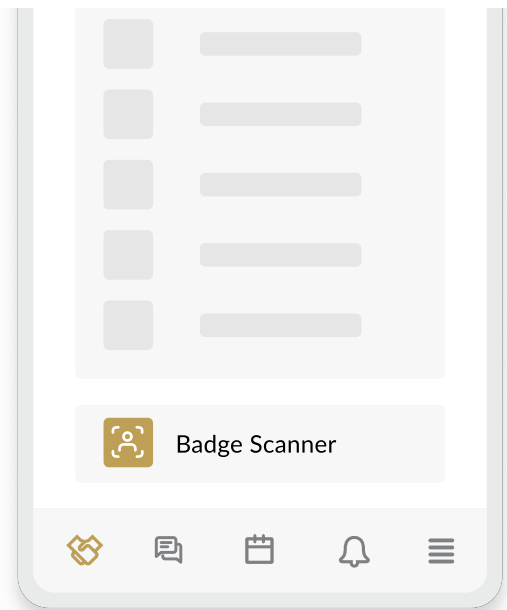
Images above are mockups for illustrative purposes. Actual event platform appearance may vary. We've carefully crafted this guide to help you harness the full potential of our event platform to prepare for MEBAA Show 2024 . Scan the QR code or [click here](#) for more in-depth resources.



# Badge Scanning at MEBAA Show 2024

## 1 Scan

Quickly scan a QR code to exchange contact information; be mindful that badge scans will share your email and phone number, even if you've opted to keep those private.



## 2 Continue the conversation

Don't just collect contacts—scanning a QR code connects you in the app, allowing you to quickly book a meeting unlocking the ability to continue conversations via chat.



Images above are mockups for illustrative purposes. Actual event platform appearance may vary. We've carefully crafted this guide to help you harness the full potential of our event platform to prepare for MEBAA Show 2024. Scan the QR code or [click here](#) for more in-depth resources.

